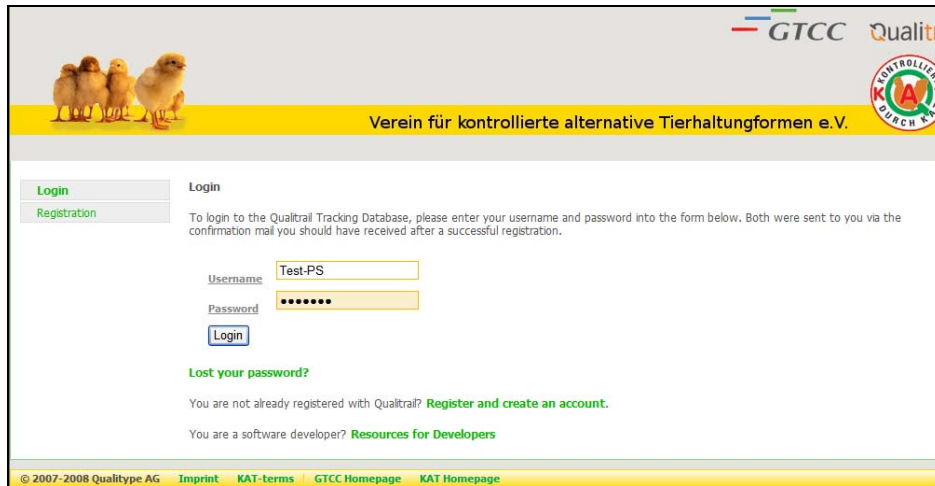
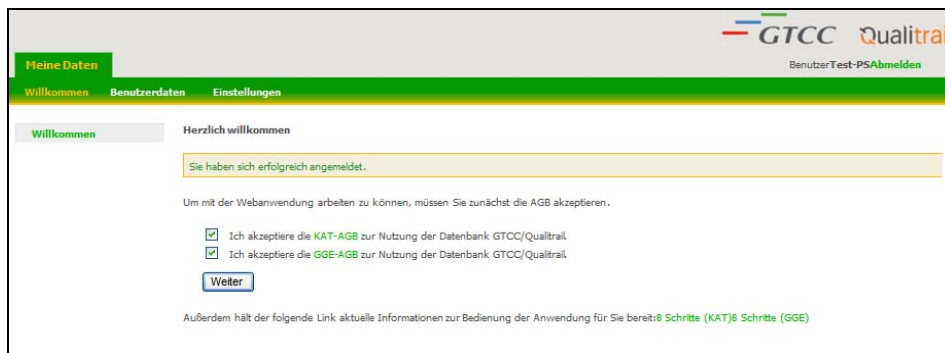


KAT-Datenbank Qualitrail - Goodmovements

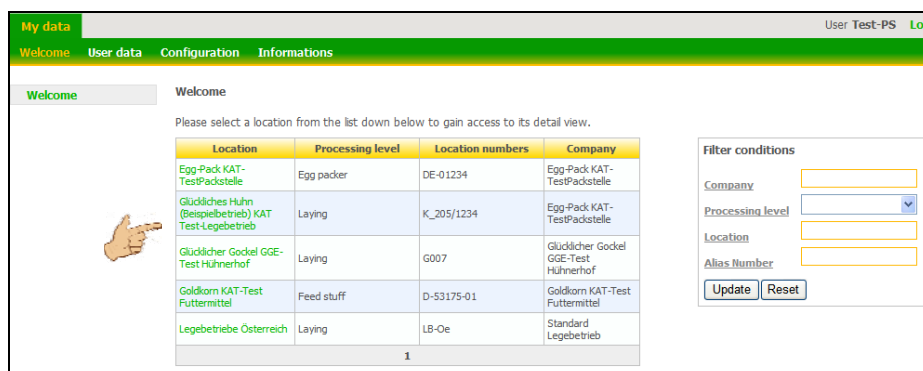
You can reach the KAT-Datenbank with the URL www.kat-datenbank.de.
Log in with your username and password. If you lost your password click on “Lost your password?”
and you will get a new one send to your mailadress.



While the first login you have to read and accept the KAT AGBs.

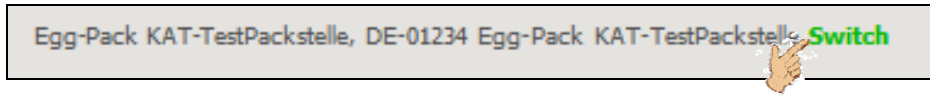


Now you are in the main Menu. Here you can see your firms. To choose one click on the green firmname. If you have just one firm, you start with the welcom-site.

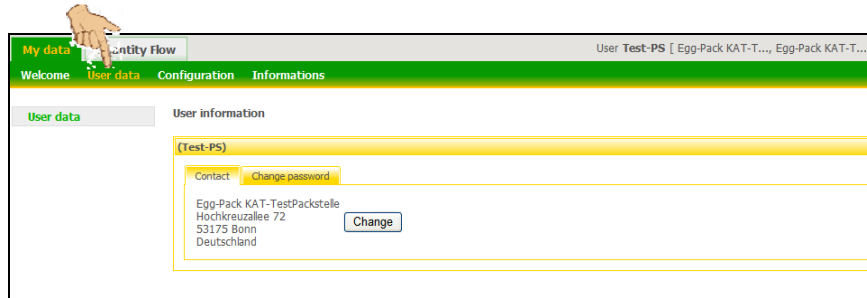


Location	Processing level	Location numbers	Company
Egg-Pack KAT-TestPackstelle	Egg packer	DE-01234	Egg-Pack KAT-TestPackstelle
Glückliches Huhn (Beispielbetrieb) KAT-Test-Legebetrieb	Laying	K_205/1234	Egg-Pack KAT-TestPackstelle
Glücklicher Gockel GGE-Test Hühnerhof	Laying	G007	Glücklicher Gockel GGE-Test Hühnerhof
Goldkorn KAT-Test Futtermittel	Feed stuff	D-53175-01	Goldkorn KAT-Test Futtermittel
Legebetriebe Österreich	Laying	LB-Oe	Standard Legebetrieb

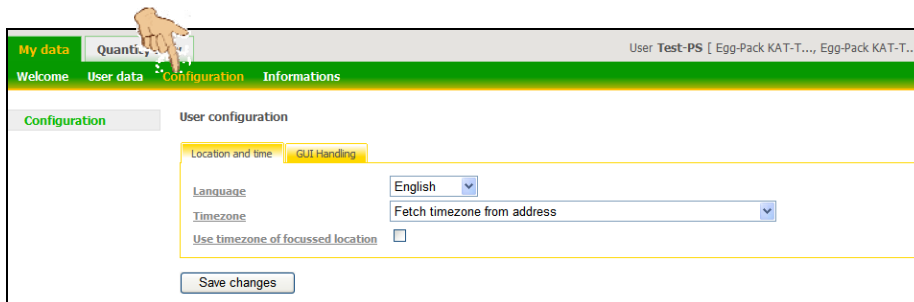
In the upper left corner will be displayed, for which company / location you are working. You can change this any time by pressing the green word **Switch**. Switching is only possible when several companies or sites have been created.



Under **user data** you can change your contact datas and the password. Please note that the new password must contain 6 characters: small letters, big letters, as well as a number and a special character.



Under **configuration** you can save different settings for the working with the database.



To put in goodmovements choose the firm and click on **Quantity Flow**.



Under **Stock** you can see your actual stock. Please note that the stock results will be calculated by the input and output messages. A tool to enter a stock inventory will be implemented asap. (layingfarms do not have a stock.)

Quantityflow-based Stock

Count of traded goods of the different kinds of hen keeping grouped by the marketing type. The rows and columns are extended by special showing a row- or column sum.

Hen Keeping	Raw material	Consumer products	Industry material	Sum
Free Range	10,585	-489	0	10,096
Floor	-144	0	0	-144
Eco	252	-4,444	0	-4,192
Cage (>550)	100	0	0	100
Cage (>750)	500	0	0	500
Misc	120	0	0	120
Sum	11,413	-4,933	0	6,480

Under **Inbound shipments** you can see your incomings (goodmovements from other system participants to your company). It is possible to filter with various conditions. (layingfarms do not have a Inbound shipments.)

Inbound Notifications

List of inbound notifications about quantity flow based goods transactions that received at this location using the filter conditions defined to the right.

Date	Sender	Affiliation	Hen Keeping	Marketing Type	Quantity
10/15/2008	Glücklicher Gockel GGE-Test Hühnerhof	GGE	Cage (>550)	Raw material	50
10/15/2008	Glücklicher Gockel GGE-Test Hühnerhof	GGE	Cage (>550)	Raw material	50
10/06/2008	Glückliches Huhn (Beispielbetrieb) KAT Test- Legebetrieb	KAT	Free Range	Raw material	11,111
10/02/2008	Glücklicher Gockel GGE-Test Hühnerhof	GGE	Cage (>750)	Raw material	500
09/29/2008	Glückliches Huhn (Beispielbetrieb) KAT Test- Legebetrieb	KAT	Floor	Raw material	3

Filter conditions

Sender:

Date:

Timeframe:

Marketing Type:

Under **outbound shipment** you will see the outgoing goodmovements, which also can be filtered accordingly. Actual is the current date with a retroactive period of three weeks. Would you like to see older messages, you can increase the period to e.g. one month. For a new message click at **Create KAT-Notification**.

Outbound Notifications

Create KAT Notification

List of outbound notifications about quantity flow based goods transactions that were sent by this location using the filter conditions defined to right. Please use one of the toolbar functions above this message to enter a new goods transaction.

Date	Receiver	Affiliation	Hen Keeping	Marketing Type	Quantity
<input type="checkbox"/> 10/17/2008	Packefix	KAT	Eco	Raw material	250
<input type="checkbox"/> 10/17/2008	Packefix	KAT	Free Range	Raw material	300
<input type="checkbox"/> 10/17/2008	Hahn&Henne KAT-Test Makler	KAT	Free Range	Raw material	500
<input type="checkbox"/> 10/17/2008	Hahn&Henne KAT-Test Makler	KAT	Floor	Raw material	150

1

Filter conditions

Receiver:

Date:

Timeframe:

Marketing Type:

Choose the Marketing Type and the date or calendar week and click on **Next**.

My data **Quantity Flow** User: Test-PS [Egg-Pack KAT-T..., Egg-Pack KAT-T... Switch]

Inbound shipments **Outbound shipments** Stock

New (quantity-based) goods transaction: KAT

Notification Envelope

Marketing Type: Raw material

Date: 09/29/2008

Calendar Week: 40 / 2008

Next Cancel

In the message mask select the receiver from your recipient list and enter the number of eggs in the respective column. At the end the sum of the eggs appear. To finish the goodmovements click on **Send**.

My data **Quantity Flow** User: Test-PS [Egg-Pack KAT-T..., Egg-Pack KAT-T... Switch] Logout

Inbound shipments **Outbound shipments** Stock

New (quantity-based) goods transaction: KAT

Notification Envelope

Marketing Type: Raw material

Date: 09/29/2008

Notifications

	Receiver	Broker	KAT Eco	KAT Free Range	KAT Floor	Sum
1	<input type="checkbox"/> DE-12345 Packefix		500	0	0	500
2	<input type="checkbox"/> PS99 Standard Padstelle		0	200	150	350
3	<input type="checkbox"/> Please choose		0	0	0	0
4	<input type="checkbox"/> Please choose		0	0	0	0
5	<input type="checkbox"/> Please choose		0	0	0	0
6	<input type="checkbox"/> Please choose		0	0	0	0
7	<input type="checkbox"/> Please choose		0	0	0	0
8	<input type="checkbox"/> Please choose		0	0	0	0
9	<input type="checkbox"/> Please choose		0	0	0	0
10	<input type="checkbox"/> Please choose		0	0	0	0
			500	200	150	

Append Row Remove Selected Rows

Back Send Cancel

The goodmovements are saved and documented. The deliveries will appear automatically in the incoming list of your receiver.

If you put in a wrong message, choose the message and click **Delete**.

Note: goodmovements older than 6 weeks can only be deleted by KAT.

My data **Quantity Flow** User: Test-PS [Egg-Pack KAT-T..., Egg-Pack KAT-T... Switch] Logout

Inbound shipments **Outbound shipments** Stock

Outbound Notifications

Create KAT Notification

List of outbound notifications about quantity flow based goods transactions that were sent by this location using the filter conditions defined to the right. Please use one of the toolbar functions above this message to enter a new goods transaction.

Date	Receiver	Affiliation	Hen Keeping	Marketing Type	Quantity
<input type="checkbox"/> 10/17/2008	Packefix	KAT	Eco	Raw material	250
<input type="checkbox"/> 10/17/2008	Packefix	KAT	Free Range	Raw material	300
<input type="checkbox"/> 10/17/2008	Hahn&Henne KAT-Test Makler	KAT	Free Range	Raw material	500
<input checked="" type="checkbox"/> 10/17/2008	Hahn&Henne KAT-Test Makler	KAT	Floor	Raw material	150

1

Delete

Filter conditions

Receiver:

Date: 10/29/2008

Timeframe: three weeks

Marketing Type:

Update Reset

To put in directmarketing of your layingfarm (e.g. sold eggs in the layingfarm) choose the Marketing type **Direct sale**. In the mask choose the reciever ST-B Verarbeitung (e.g. eggs to bakery, noodles production) or ST-S Selbstvermarktung (e.g. from the farm, market) and put in the number of eggs. To finish click on **Send**.

	Receiver	Broker	KAT Eco	KAT Free Range	KAT Floor
1	Please choose		0	0	0
	Please choose		0	0	0
	ST-B Verarbeitung Standard-		0	0	0
	ST-S Selbstvermarktung Standard-		0	0	0
	Please choose		0	0	0
4	Please choose		0	0	0
5	Please choose		0	0	0
6	Please choose		0	0	0
7	Please choose		0	0	0
8	Please choose		0	0	0

After you finished the goodmovements please logout and close the browserwindow.

